

[CFS BRANDS

COMPLETE DRY FLOOR CARE

Solutions



WHY SWEEP

with **[CFS BRANDS]**



Our Expansive Line of Dry Floor Care Suits Various Floor Types

CFS Brands' comprehensive line of brushes and brooms helps you meet all your floor care needs from one trusted source. You'll always find the right brush to help increase your labor savings and overall operational efficiency. Our expanded line is suitable for various floor types and cleaning demands from flagged to unflagged bristles. With CFS Brands, there's no mess our brooms can't resolve.



Innovative
Design



Quality
Products



Wide Product
Range




Increased
Savings

Your Guide to Dry Floor Care

Trying to find the ideal brush may feel like you're splitting hairs. We understand. That's why we're showcasing the very best from our expansive broom and brush lines to help you make an informed decision on the perfect brush to solve your floor care needs. And soon, you'll be walking on cleanly swept floors.



THE MAKINGS OF A BROOM



Handle
Overall ease of use

Block
Holds bristles in place

Bristle Material
Determines strength and overall life of the broom

Bristle Trim
Surface debris type determines trim length

Bristle End
Type of debris and condition of floors

Bristle Fill/Tuft
Dense fill leads to longer broom life

Factors to Consider for Choosing the Right Broom

1

Handle

Length gives versatility and material determines strength. A tapered end can allow for more broom styles.

2

Block

Usage determines feature need, while overall length allows for additional floor coverage in less time.

3

Bristle Material

Determines overall bristle strength and breakage, and life of the broom.

4

Bristle Trim

Length depends on type of debris, surface type, square footage and level of cleaning needed.

5

Bristle End

Flagged for more coverage and unflagged for uneven surfaces, debris and cleaning versatility.

6

Bristle Fill/Tuft

Debris and type determines density and thickness.

BROOM CONSTRUCTION

1. Handle




Aluminum

Lightweight, durable, high chemical resistance. Standard thread. Prevents shattering.



Fiberglass

Polyester veil prevents fiberglass surface splintering. Standard thread, withstands forces up to 250 lbs. Hanging cap. Assorted colors.



Stainless Steel

Heavy duty, providing rigid stability and high chemical resistance. Standard thread.



Coated Metal

Variety of coats including powder, heavy-duty powder, with handle options including plastic, synthetic wood, and metal.



Plastic

Lengths range from 36" to 60". Variety of standard threaded styles and sizes with reinforced tip.



Wood (LVL) Laminated veneer lumber

Stronger, straighter, and more uniform without warping, twisting, bowing or shrinking. Lengths range from 40" to 72" with standard thread.

Other Handle Features to Consider



Dual Grip



Hang Cap



Telescopic Extension




Tip & Thread

Solution insight:

Hang and separate brushes to keep sanitary while helping to increase productivity and efficiency through better tool storage and access.



2. Block




Plastic

Hygienic and chemical resistant.



Hardwood

Widely shaped for dual handle holes and additional brace connectors.




Polypropylene + Foam

Additional durability for long-term, daily use. FDA compliant.

BROOM CONSTRUCTION

3. Bristle Material



Flagged Polystyrene

A specially treated type of Polystyrene that has excellent bristle bend recovery and tear/break strength. Very good chemical resistance and fine bristle tip design resists matting for use up to 180°F. Best choice for floor sweeps and brooms.

Best Use:

Best choice for floor sweeps and brooms.




Horsehair

A natural pointed tip, good shear/break resistance, and soft cleaning properties. Premium ultra-smooth natural fiber used to sweep fine debris on smooth surfaces.

Best Use:

Good durability and excellent blending properties make this an ideal choice for interior floor sweeps when blended with other fibers.




Polypropylene

Excellent chemical resistance to acids, oils, fungus, and bacteria growth. Good abrasion resistance and shear/break strength. Sustains temperatures up to 225°F.

Best Use:

Best choice as an economical synthetic foodservice alternative to natural fibers.



Nylon

Excellent abrasion resistance, shear/break strength, and bristle bend recovery. Very good chemical resistance and sustains temperatures up to 350°F.

Best Use:

Best choice for abrasive, rough use.




Natural Corn

Produced from corn straw. Ideal for sweeping dust and fine dirt in dry conditions. Highly durable, non-damaging on floors.




Palmyra

Rugged, natural fiber for medium to heavy debris on rough surfaces. Wet or dry.




Polyester

Medium stiff for aggressive cleaning. Excellent chemical resistance.




Tampico

Soft, natural, durable fiber with high resistance to heat and chemicals, used to sweep fine debris on wet or dry smooth surfaces.



Synthetic Corn

Chemical and liquid resistant, withstands high temperatures up to 225°F. Ideal for carpets and entry mats.



Silicone Carbide

Aggressive floor scrubbing and stripping withstanding temperatures up to 500° F.



The majority of our bristles are made with recycled materials.

BROOM CONSTRUCTION

4. Bristle Trim




Short: less than 3"

Fine or condensed dirt and debris, smaller footprints and spot cleaning.



Medium: ranging 3" to 4"

Dirt, dust and debris, general all-purpose to aggressive cleaning.



Long: more than 4"

Heavy debris, stiffer bristles allow for aggressive cleaning.




Solution insight:

Need to add more trimmings? Our push brooms come with additional tools including a squeegee or scraper blade.




5. Bristle End



Flagged


Pick up dust and fine debris.



Unflagged


Best used on rough surfaces and aggressive cleaning conditions.

6. Bristle Fill/Tuft



Thickness

Thicker bristle patterns give strength to pick up larger debris.



Density

Hold fine dust depending on overall bristle density.

BROOM FEATURES



Cleanability

How much dust, dirt and debris is removed and amount of cleaning level.



Coverage

The proper size depends on overall square feet and bristle trim.



Durability

How long it will last or perform before needing replacement.



Versatility

Performs under wet conditions: liquid, oil, chemical, heat, rough, smooth, indoor or outdoor.

How We Rate Our Brooms ----- *Example Broom*

Based on cleanability, durability, coverage and versatility, we give each of our brooms a rating out of 5.



BROOM TYPES

PUSH BROOMS



Great for large areas, bristle pattern gives strength to push heavy debris while density helps to hold fine dust.

UPRIGHT BROOMS



Ideal for sweeping narrow spaces and between production lines or collecting large particles before cleaning routines.

DUST MOPS



Best to pick up dirt, debris and dust around heavy traffic or electrical equipment, such as factories and stages.

DUST PANS



Perfect to spot clean any area or lobby easily whether handheld or pan-and-broom.

Push BROOMS

Bigger, Better Cleaning

Push brooms provide high efficiency for easy cleaning on smooth or rough floors.



Spectrum® Omni Sweep 18"

Cleanability	Durability	Coverage	Versatility
●●●●●●●●	●●●●●●●●	●●●●●●●●	●●●●●●●●

- Features of fine, medium and heavy floor sweeps all in one convenient product
- Synthetic bristles have an angled pitch for fast, effective sweeping on all types of floor surfaces
- Graduating trim from 1.63" to 2.38"



Polypropylene Sweep 24"

Cleanability	Durability	Coverage	Versatility
●●●●●●●●	●●●●●●●●	●●●●●●●●	●●●●●●●●

- Will not absorb moisture; resistant to most chemicals, acids and oils
- Durable synthetic sweep can be washed to extend performance life
- Great for light industrial use
- Hardwood block



Color-Coded Omni Sweep Floor Sweep 18"& 24"

Cleanability	Durability	Coverage	Versatility
●●●●●●●●	●●●●●●●●	●●●●●●●●	●●●●●●●●

- Combines fine, medium, and heavy bristles for thorough cleaning anywhere
- Resistant to liquids promoting a more hygienic operation
- Use with sweeping compounds for extensive cleaning and increased sanitation
- Up to 13 colors



Bristle Trim for Omni Sweeps

- Short, heavy bristles in front sweeps up heavy debris
- Long, fine/medium bristles in back sweeps fine dust, particles and compounds

Upright BROOMS

Upgraded, Ergonomic Sweeping

Our commercial-grade upright brooms offer ergonomic, functional, and sustainable features.



Duo-Sweep® Flagged Warehouse Broom

Cleanability	Durability	Coverage	Versatility
●●●●●●●●	●●●●●●●●	●●●●●●●●	●●●●●●●●

- Accesses corners, floor crevices and small areas between appliances
- Flagged blue synthetic filament for fine debris



Duo-Sweep® Flagged Angled Broom

Cleanability	Durability	Coverage	Versatility
●●●●●●●●	●●●●●●●●	●●●●●●●●	●●●●●●●●

- Accesses corners, floor crevices and small areas between appliances
- Frayed bristle ends catch fine dust and debris for a deeper clean
- Offers a stable grip and extended reach to cover more ground quicker



Duo-Sweep® Flagged Lobby Broom

Cleanability	Durability	Coverage	Versatility
●●●●●●●●	●●●●●●●●	●●●●●●●●	●●●●●●●●

- Accesses corners, floor crevices and small areas between appliances
- Flagged blue synthetic filament for fine debris
- Heavy-duty construction and extra thick base for superior thermal conductivity



Duo-Sweep® Flagged Angle Broom

Cleanability	Durability	Coverage	Versatility
●●●●●●●●	●●●●●●●●	●●●●●●●●	●●●●●●●●

- Accesses corners, floor crevices and small areas between appliances
- Frayed bristle ends catch fine dust and debris for a deeper clean



Duo-Sweep® Flagged Light Industrial Broom

Cleanability	Durability	Coverage	Versatility
●●●●●●●●	●●●●●●●●	●●●●●●●●	●●●●●●●●

- Accesses corners, floor crevices and small areas between appliances
- Flagged blue synthetic filament for fine debris
- Use with dust pans for continuous cleaning of convention centers, malls, and theme parks



Duo-Sweep® Flagged Lobby Broom

Cleanability	Durability	Coverage	Versatility
●●●●●●●●	●●●●●●●●	●●●●●●●●	●●●●●●●●

- Accesses corners, floor crevices and small areas between appliances
- Frayed bristle ends catch fine dust and debris for a deeper clean



Upright BROOMS

Upgraded, Ergonomic Sweeping

Our commercial-grade upright brooms offer ergonomic, functional, and sustainable features.



Duo-Sweep® Unflagged Warehouse Broom

Cleanability	Durability	Coverage	Versatility
●●●●●●●●	●●●●●●●●	●●●●●●●●	●●●●●●●●

- Accesses corners, floor crevices and small areas between appliances
- Stiff black synthetic filament for heavier sweeping
- Guaranteed to outlast up to four corn brooms



Duo-Sweep® Unflagged Heavy Duty Angle Broom

Cleanability	Durability	Coverage	Versatility
●●●●●●●●	●●●●●●●●	●●●●●●●●	●●●●●●●●

- Accesses corners, floor crevices and small areas between appliances
- Offers a stable grip and extended reach to cover more ground quicker
- Remove and replace handle as needed to extend or reduce reach



Duo-Sweep® Unflagged Lobby Broom

Cleanability	Durability	Coverage	Versatility
●●●●●●●●	●●●●●●●●	●●●●●●●●	●●●●●●●●

- Ideal for cleaning of convention centers, malls, and theme parks
- Stiff black synthetic filament for heavier sweeping
- Black synthetic filament can be easily cleaned to extend broom life



Dust MOPS

Built for the Long Haul

Where traditional mops fail, specialty mops thrive. Depending on your operations and cleaning needs, a specialty mop may be the solution to clean odd messes on unique flooring.



Launderable Dust Mop 5" x 24"

Cleanability	Durability	Coverage	Versatility
●●●●●●●●	●●●●●●●●	●●●●●●●●	●●●●●●●●

- Pre-laundered; synthetic backing and looped-end construction for less lint
- Perfect for healthcare facilities, restaurants, and dust-sensitive areas
- Backing withstands repeated laundering; sewn construction for longer life



Tie Back Dust Mop 24", 36", 48"

Cleanability	Durability	Coverage	Versatility
●●●●●●●●	●●●●●●●●	●●●●●●●●	●●●●●●●●

- 5" color-coded headband with an additional scrubber to effectively clean stubborn floor stains
- Large floor coverage
- Mops are not pre-shrunk



Solution insight:

Dust mops are a great mopping alternative, acting as a heavy duty mop and up to 30% in cost savings over comparable mops.




Dust Mop Handles



- Flexible handles secure quickly to all dust mop frames; one-piece polyurethane connector requires no locking mechanism
- Clip-on handles attach quickly and easily to dust mop frames

Dust Mop Frame



- Heavy-gauge full weld construction; zinc plated to resist rust and corrosion
- Use with quick-clip handle

Dust PANS

Pick Up & Go Cleaning

Whether spot cleaning or picking up messes, our dustpans are handheld, handled or paired with a broom.



Duo-Pan™ Upright Dust Pan 30"

Cleanability	Durability	Coverage	Versatility
●●●●●●●●●●	●●●●●●●●●●	●●●●●●●●●●	●●●●●●●●●●

- Pan pivots upward to cleanly transport contents
- Rotating, notched yoke removes dust and debris without use of hands
- Thin pan edge hugs floor
- Pan head locks in place



Flo-Pac® Rubberized Plastic Dust Pan 12" x 8"

Cleanability	Durability	Coverage	Versatility
●●●●●●●●●●	●●●●●●●●●●	●●●●●●●●●●	●●●●●●●●●●

- Accepts threaded handle to convert to a lobby pan
- Finger grip comfort handle easily slips over the top of a 15/16" or 1-1/8" broom handle
- Durable material



Color-Coded Upright Dust Pan 30"

Cleanability	Durability	Coverage	Versatility
●●●●●●●●●●	●●●●●●●●●●	●●●●●●●●●●	●●●●●●●●●●

- Aluminum handle provides stability for long-lasting use
- Yoke locks into bail for easy waste disposal
- Serrated edge allows you to "comb" the broom
- Up to 13 colors



Color-Coded Handheld Dust Pan 10"

Cleanability	Durability	Coverage	Versatility
●●●●●●●●●●	●●●●●●●●●●	●●●●●●●●●●	●●●●●●●●●●

- Wide lip to sweep up messes in one go
- FDA approved and safe to use on food contact surfaces



Solution insight:

Our Duo-Sweeper multi-surface floor sweeper acts as a broom and dustpan in one while the non-marking wheels glide over carpet, hardwood, vinyl or tile.



Associated Solutions

WASTE CONTAINERS



Bronco™ Waste Containers

Built with commercial environments in mind, these waste containers feature durable plastic walls and reinforced drag skids to provide the durability you expect, no matter the job. Whether used for a hotel, a restaurant or a cleaning business, Bronco is sure to meet your cleanliness needs with long-lasting reliability and up to 13 colors!

[Learn More »](#)



Color-Coded Bronco™
Waste Containers & Lids

TrimLine™ Waste Containers

Outfit a narrow area with a space-saving accessory, these durable plastic containers are designed for narrow spaces between walls and appliances or near work benches. Choose between a swing top lid for hands-free operation, a handled lid for a traditional approach or a lid with cut-outs for recycling.

[Learn More »](#)



TrimLine™ Waste
Containers & Lids



**DESIGNING VALUE.
DELIVERING SUCCESS.**

©2023 CFS Brands | 800-654-8210 | CFSBrands.com

<https://www.carlislefsp.com/floor-brushes-and-brooms/>