

# CAMWEAR® FOOD PANS



2

NSE



# CLEARLY THE BEST

Store, transport, and serve all in one pan. Precisely designed by Gastronorm GN specifications, with a large radius bottom to reduce food waste.

Camwear pans are not recommended for steam table or microwave use.

See H-Pan section for high heat applications.



## UNBREAKABLE

The Camwear Food Pan is virtually unbreakable for a lasting storage solution.

## CLARITY

Check contents while reducing handling and cross contamination.



## HOT or NOT

Withstands a wide range of temperatures: -40°F to 210°F (-40°C to 90°C)



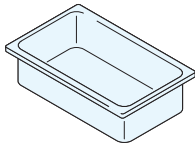
## NO REACTION

Camwear Food Pans will not react or stain with acids or oils.

# CAMWEAR® FOOD PANS

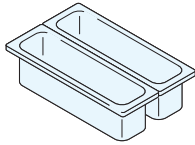


## FULL SIZE



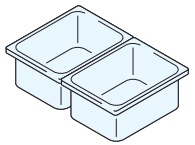
CONFIGURATIONS	PAN CODE	PAN DEPTH	APPROXIMATE CAPACITY	LIST PRICE EA.
GN 1/1 12 <sup>3</sup> / <sub>4</sub> " x 20 <sup>7</sup> / <sub>8</sub> " (32,5 x 53 cm)	12CW	2 <sup>1</sup> / <sub>2</sub> " (6,5 cm)	8.9 qt.	\$ 26.35
	14CW	4" (10)	13.7	33.45
	16CW	6" (15)	20.6	40.60
	18CW	8" (20)	27	48.50
	10CWD	—	Drain shelf	19.10

## HALF SIZE LONG



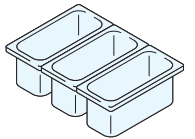
GN 1/2 Long 6 <sup>3</sup> / <sub>8</sub> " x 20 <sup>7</sup> / <sub>8</sub> " (16,2 x 53 cm)	22LPCW	2 <sup>1</sup> / <sub>2</sub> " (6,5)	3.2	19.95
	24LPCW	4" (10)	5.3	24.90
	20LPCWD	—	Drain shelf	9.95

## HALF SIZE



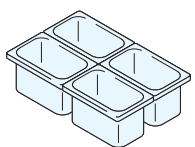
GN 1/2 10 <sup>7</sup> / <sub>16</sub> " x 12 <sup>3</sup> / <sub>4</sub> " (26,5 x 32,5 cm)	22CW	2 <sup>1</sup> / <sub>2</sub> " (6,5)	4.1	14.65
	24CW	4" (10)	6.3	18.20
	26CW	6" (15)	9.4	23.35
	28CW	8" (20)	12.4	29.70
	20CWD	—	Drain shelf	8.90

## ONE THIRD SIZE



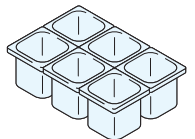
GN 1/3 6 <sup>15</sup> / <sub>16</sub> " x 12 <sup>3</sup> / <sub>4</sub> " (17,6 x 32,5 cm)	32CW	2 <sup>1</sup> / <sub>2</sub> " (6,5)	2.5	10.95
	34CW	4" (10)	3.8	15.05
	36CW	6" (15)	5.6	17.65
	38CW	8" (20)	7.3	22.55
	30CWD	—	Drain shelf	8.20

## QUARTER SIZE



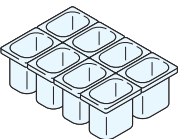
GN 1/4 6 <sup>3</sup> / <sub>8</sub> " x 10 <sup>1</sup> / <sub>16</sub> " (16,2 x 26,5 cm)	42CW	2 <sup>1</sup> / <sub>2</sub> " (6,5)	1.8	11.05
	44CW	4" (10)	2.7	13.10
	46CW	6" (15)	3.9	15.05
	40CWD	—	Drain shelf	6.85

## ONE SIXTH SIZE



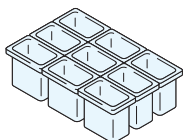
GN 1/6 6 <sup>3</sup> / <sub>16</sub> " x 6 <sup>15</sup> / <sub>16</sub> " (16,2 x 17,6 cm)	62CW	2 <sup>1</sup> / <sub>2</sub> " (6,5)	1.1	8.10
	64CW	4" (10)	1.6	9.10
	66CW	6" (15)	2.4	12.25
	60CWD	—	Drain shelf	3.65

## ONE EIGHTH SIZE



GN 1/8 6 <sup>3</sup> / <sub>16</sub> " x 5 <sup>3</sup> / <sub>16</sub> " (16,12 x 13,17 cm)	82CW*	2 <sup>1</sup> / <sub>2</sub> " (6,5)	0.7	8.15
	84CW	4" (10)	1.1	9.60
	86CW	6" (15)	1.5	12.60
	80CWD	—	Drain shelf	3.25

## ONE NINTH SIZE



GN 1/9 4 <sup>1</sup> / <sub>4</sub> " x 6 <sup>15</sup> / <sub>16</sub> " (10,8 x 17,6 cm)	92CW	2 <sup>1</sup> / <sub>2</sub> " (6,5)	0.6	8.20
	94CW	4" (10)	0.9	10.00
	96PCW	6" (15)	1.4	12.50
	90CWD	—	Drain shelf	2.75

Case Pack: 6.

InStock Color: Clear (135).

96PCW InStock Color: Clear (135), Black (110).

Colors: Clear (135), White (148), Black (110). \*82CW is not available in Black (110). 18CW, 28CW and Drain Shelves available in Clear (135) only.

All Camwear food pans are made of FDA approved materials. All Camwear food pans are designed to CEN Gastronorm Standard EN 631-1.



## Drain Shelves

- Keeps products out of liquids and promotes drainage.
- Available for all food pan sizes.



96PCW