

RESTAURANT RANGES - GAS WOLF

CHALLENGER XL™ SERIES | *Legendary Toughness and Dependability.*

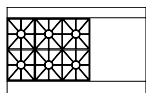
Wolf Gas Ranges are built with legendary toughness and dependability, and they are loaded with features sure to make an impact on your kitchen.



STANDARD FEATURES:



- Stainless steel front, sides, and lift-off high shelf
- 30,000 BTU/hr open-top burners with lift-off heads for easy cleaning
- Cool-to-the-touch control knobs
- Oven thermostat adjusts from 250–500°F
- MIG welded frame
- 6" adjustable legs
- Heavy duty cast grates, easy lift-off 12" x 12" in front and 12" x 14" in back accommodate large pans or stock pots
- Extra deep pull-out stainless steel crumb tray with welded corners
- 35,000 BTU/hr bakers depth standard oven allows 18" x 26" sheet pans to fit side-to-side or front-to-back in 36", 48" and 72" ranges (sheet pans fit front-to-back in 24" and 1 side of the 60" ranges)
- Each oven includes 2 racks and 4 rack positions

CHALLENGER XL™ SERIES | 60" OPEN-TOP BURNERS & GRIDDLE TOP



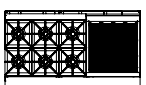
60" RANGE WITH 2 OVENS

6 OPEN-TOP BURNERS & 24" GRIDDLE / BROILER RIGHT

Standard / Standard Base		Griddle Control	Gas Type	Total BTU/hr
	C60SS-6B24GBN	Manual	Natural	278,000
	C60SS-6B24GBP	Manual	Propane	278,000
Standard / Convection Base				
	C60SC-6B24GBN	Manual	Natural	275,000
	C60SC-6B24GBP	Manual	Propane	275,000



Oven accepts full-size sheet pans.

Manual griddle controls allow user to adjust temperature by turning the knob to adjust flame.



60" RANGE WITH 2 OVENS

6 OPEN-TOP BURNERS & 24" CHARBROILER RIGHT

Standard / Standard Base		Gas Type	Total BTU/hr
	C60SS-6B24CBN	Natural	302,000
	C60SS-6B24CBP	Propane	302,000
Standard / Convection Base			
	C60SC-6B24CBN	Natural	299,000
	C60SC-6B24CBP	Propane	299,000

Oven accepts full-size sheet pans. Charbroilers can only be on the right.

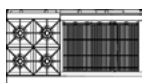
Charbroilers can only be placed over the 36" oven base.

Convection ovens can only be in the 36" oven base.





C60C-6B24CBN

Pictures shown are for illustration purpose only. Actual product may vary.



60" RANGE WITH 2 OVENS

4 OPEN-TOP BURNERS & 36" CHARBROILER RIGHT

Standard Base / Standard Base		Gas Type	Total BTU/hr
	C60SS-4B36CBN	Natural	274,000
	C60SS-4B36CBP	Propane	261,000
Standard Base / Convection Base			
	C60SC-4B36CBN	Natural	271,000
	C60SC-4B36CBP	Propane	261,000

Oven accepts full-size sheet pans. Charbroilers can only be on the right. Charbroilers can only be placed over the 36" oven base. Convection ovens can only be in the 36" oven base.