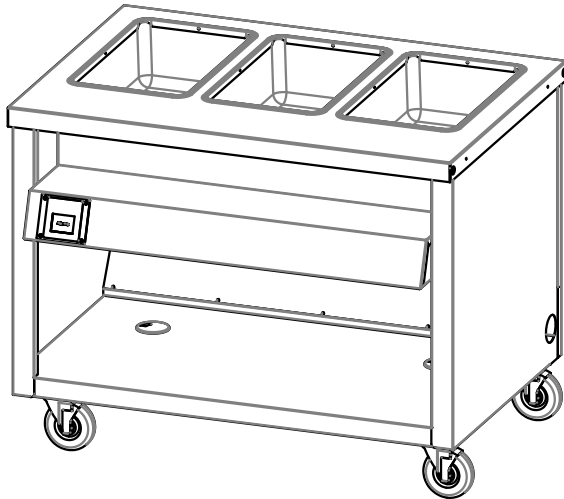




Your Solutions Partner

Specifications

F.O.B. Sedalia, Missouri 65301



TEHF-46PG

OPTIONS:

- 14 gauge tops
- Internal locking devices
- Individual drain valves
- No drains
- Recessed top to hold - 18" x 26" sheet pans, 1" deep
- Three phase wiring
- 208V 900W Elements
- Master toggle switch w/indicator light
- Basic Control with infinite switches in control boxes w/stainless steel face plate. Basic controls use NEMA 6 plug, contact factory for details.
- Foodshields
- Workshelves
- Trayslides
- 8' or 10' cord and plug
- Veneered plastic laminate panels on body
- Powder coat paint colors
- 6" adjustable legs in lieu of casters
- Kickplates s/s or p/g
- 34" ADA height (units finish at 33.5"). Adjustable height casters with 5/8" adjustability allow leveling to 34".

Approval Stamp(s):

PRODUCT INFORMATION:

PROJECT: _____

ITEM: _____

QUANTITY: _____

MODEL:

Thurmaduke Serving Systems Hot Food Units - Electric

- TEHF-32** 32" length unit, 2 top openings
- TEHF-46** 46" length unit, 3 top openings
- TEHF-60** 60" length unit, 4 top openings
- TEHF-74** 74" length unit, 5 top openings
- TEHF-88** 88" length unit, 6 top openings

TOP:

- 16 gauge, 300 Series stainless steel
- Die-stamped openings - 11-7/8" x 19-7/8"

HEAT COMPARTMENTS:

- 6-1/2" deep stainless steel liners
- 120, 208 or 240 volt (must choose one)
- Infinite Switch
- 6' cord and plug
- Sealed wells with drains copper manifolded to valve

BODY:

- Choice of (12) powder coat paint colors
- Stainless steel body
- Operator's side open to bottom shelf
- Customer side and ends fully enclosed
- Bottom shelf paint grip or stainless steel to match body
- Recessed stainless steel dish shelf

CONTROL PANEL:

- Standard intuitive, easy to use touch screen control - One control for all wells.
- Easily adjusted presets LOW/MED/HIGH.
- Built in WIFI and Bluetooth for future connectivity
- Auxiliary overhead shelf LED light control standard

Agency Listings:



Specification subject to change

 **WARNING** For CA residents: go to www.dukemfg.com/prop65 for prop 65 warning

DUKE MANUFACTURING CO.
 2305 N. Broadway
 St. Louis, MO 63102
 800.735.3853 Toll Free
 314.231.5074 Fax
www.dukemfg.com
 SS-1167 Thurmaduke - Hot Food - Elec

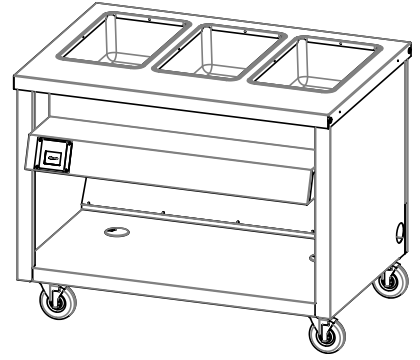
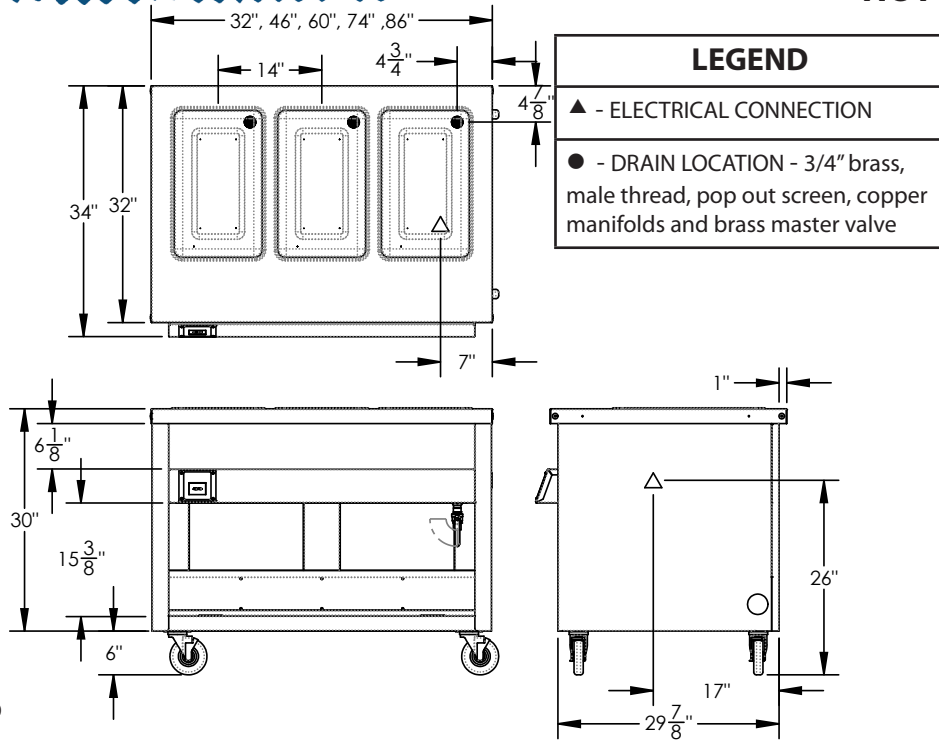
REV H 12/16/2025



THURMADUKE SERVING SYSTEMS HOT FOOD UNITS - ELECTRIC

A.I.A. File No. 35-C-13

Catalog No. TSS-ELECHOT



DIMENSIONS:

Freight Class: 150

Model	Length		Width		Height		Cube ft. crated	Weight		Top Openings
	in	cm	in	cm	in	cm		lbs	kg	
TEHF-32	32	81.3	32	81.3	36	91.4	34.8	253	115.0	2
TEHF-46	46	116.8	32	81.3	36	91.4	47.7	327	148.6	3
TEHF-60	60	152.4	32	81.3	36	91.4	60.5	400	181.8	4
TEHF-74	74	188.0	32	81.3	36	91.4	73.3	482	219.1	5
TEHF-88	88	223.5	32	81.3	36	91.4	86.2	595	270.5	6

ELECTRICAL SPECIFICATIONS:

CONTACT FACTORY: Electric values & plug configurations change for 3 phase or when adding electric options.

Model	120V 750W			208V 750W			240V 750W		
	Watt	Amps	NEMA	Watt	Amps	NEMA	Watt	Amps	NEMA
TEHF-32	1584	13.2	L5-30	1584	7.6	L14-20	1584	6.6	L14-20
TEHF-46	2338	19.5	L5-30	2338	11.2	L14-20	2338	9.7	L14-20
TEHF-60	3088	25.7	5-50	3088	14.8	L14-20	3088	12.9	L14-20
TEHF-74	3842	32.0	5-50	3842	18.5	L14-30	3842	16.0	L14-30
TEHF-88	N/A			4592	22.1	L14-30	4592	19.1	L14-30

Model	120V 1200W			208V 1200W			240V 1200W		
	Watt	Amps	NEMA	Watt	Amps	NEMA	Watt	Amps	NEMA
TEHF-32	2484	20.7	L5-30	2484	11.9	L14-20	2484	10.4	L14-20
TEHF-46	3688	30.7	5-50	3688	17.7	L14-30	3688	15.4	L14-20
TEHF-60	N/A			4888	23.5	L14-30	4888	20.4	L14-30
TEHF-74	N/A			6092	29.3	14-50	6092	25.4	14-50
TEHF-88	N/A			7292	35.1	14.50	7292	30.4	14.50

THURMADUKE SERVING SYSTEMS - HOT FOOD - ELECTRIC



Duke Manufacturing Co.
 2305 N. Broadway
 St. Louis, MO 63102

Phone: 314-231-1130
 Toll Free: 1-800-735-3853
 Fax: 314-231-5074

www.dukemfg.com